

Club de la **URETRA**

Images from Hospital del Trabajador, SUNY Upstate Medical University, UroKul Institute archives



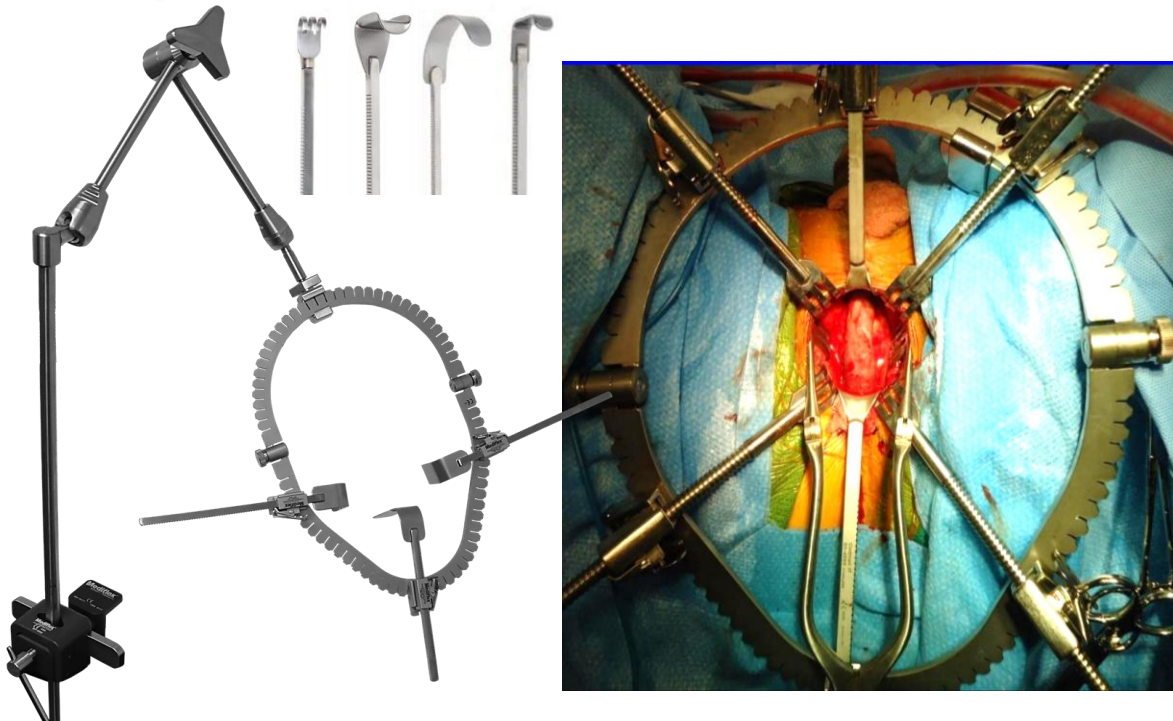
URETHROPLASTY INSTRUMENTATION PERINEAL RETRACTORS

GURS Social Media Committee




Society of Genitourinary
Reconstructive Surgeons

Dra. Laura Velarde Ramos
Dr. Dmitriy Nikolavsky



JORDAN-SIMPSON/ PERINEAL BOOKWALTER

- Reusable
- Table-mounted, Articulated frame
- A variety of retracting blades and rakes with precise ratcheted adjustment
- Provides multidirectional tissue retraction
- Useful for perineal urethroplasty, Deep exposure



TURNER WARWICK

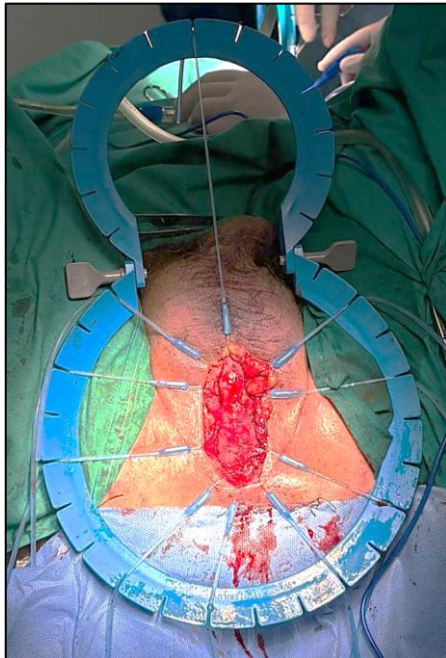
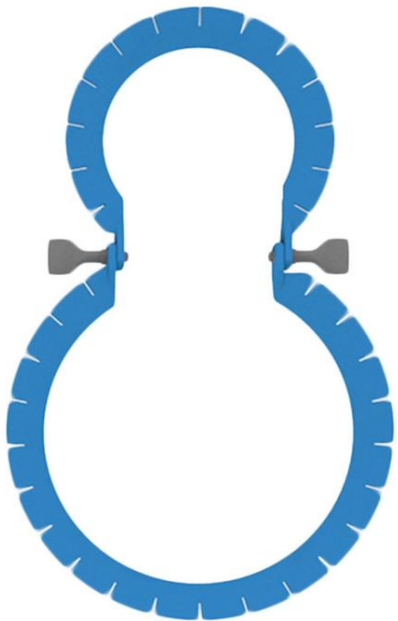
- Reusable
- Self-retaining
- Fixed frame, lightweight (portable)
- Rake-type retracting hooks with stepwise adjustment
- Provides axial tissue retraction
- Useful for perineal urethroplasty



LONE STAR



- Available in reusable and disposable versions (Scott)
- Self-retaining retractor system
- Articulated frame composed of two rings
- Adjustable sharp and blunt hooks, elastic traction
- Provides multidirectional tissue retraction
- Useful for urethroplasty procedures.

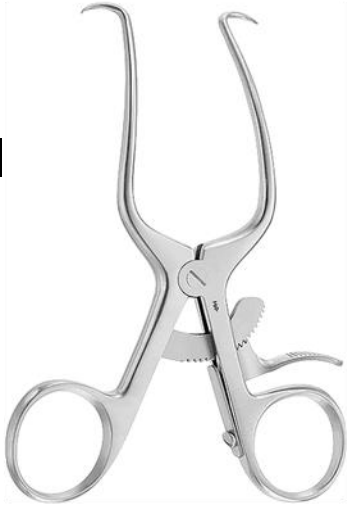


SHARP TIP	BLUNT TIP	WIDE HOOK

TRACTION HOOKS

- All hooks provide tissue exposure by means of controlled axial traction
- Sharp-tipped hooks further facilitate superficialization of the deeper surgical plane
- Single use

GELPI



Single sharp-toothed blade

WEITLANER



Multiple sharp-toothed blade

**ADSON
BECKMAN**



Articulated blades with multiple teeth

- Reusable
- Self-retaining
- Two arms that separate when the handle is actuated
- Handle with a ratchet locking mechanism
- Provides stable and symmetric tissue retraction
- Available in different sizes and blade depths
- Can be used alone or as an adjunct to another perineal retractor

